


### RY1005ZZ-XXXXJN-2S Features:

- Wraparound w/ Isolated Center Pad Configuration
- Solder Attachment
- Customer Defined Testing Available
- Tape & Reel or Waffle Pack Available (Standard is bulk)
- 5% Resistor Tolerance



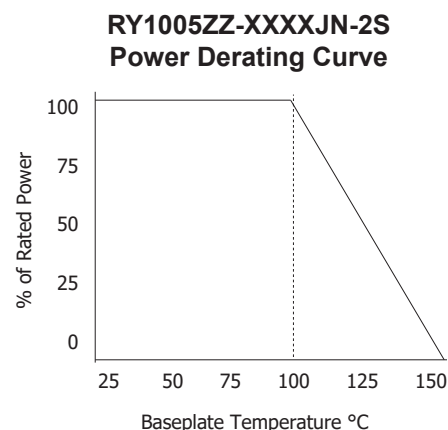
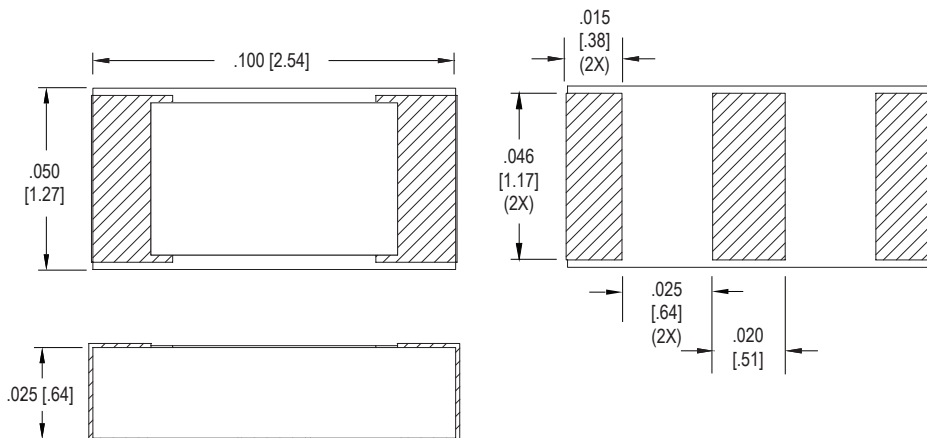
### RY1005ZZ-XXXXJN-2S Parameters:

Resistance Range:	10Ω to 1KΩ
Rated Power:	8W*
Capacitance**:	0.24pF (@ 100MHz)
Construction:	Thick Film on AIN
Operating Temperature:	-55 to +150°C

Actual Size

\* Rating based on ≤100°C constant baseplate temperature  
 \*\* Calculated using the symmetric PI method mounting on 12mil [0.305mm] Rogers 4003 Cr=3.55

### RY1005ZZ-XXXXJN-2S Dimensions:



Dimensions in inches [mm]  
 Tolerance is ± 0.005 [0.13]  
 unless otherwise stated

### Ordering Information:

<b>RY</b>	<b>1005</b>	<b>ZZ</b>	<b>- 50R0</b>	<b>J</b>	<b>N</b>	<b>-</b>	<b>2S</b>	<b>UU</b>
Prefix for Wraparound Resistor w/ Isolated Center Pad	Size		Value Code Examples 10R0 - 10Ω    1500 - 150Ω 50R0 - 50Ω    5000 - 500Ω 1000 - 100Ω    1001 - 1KΩ	Tolerance J - 5%	Normal Inspection Contact factory for additional options		Substrate 2S - 0.025" AIN	Packaging Blank - Bulk TR - Tape and Reel WP - Waffle Pack

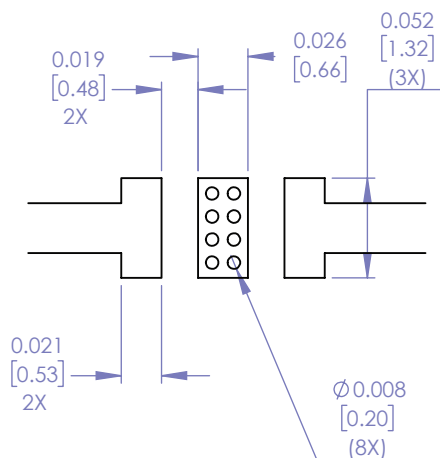
### Terminal Metallization

CB -	Sn62 Tin Lead over Nickel over Silver
CT -	100% Matte Tin over Nickel over Silver
BA -	Palladium Silver

	RoHS	Magnetic	Solder	Epoxy	Wirebond
	No	Yes	Yes	No	No
	Yes	Yes	Yes	No	No
	Yes	No	Yes	Yes	No

Barry Industries reserves the right to change part number and/or process without notification.

### RY1005ZZ-XXXXJN-2S Recommended Footprint:



### RY1005ZZ-XXXXJN-2S Reliability Specifications:

Parameter:	Test Condition:	Results:
Short Time Overload	Apply 1.1x Rated Power for 5 Seconds.	≤ 5.0% Resistance Shift
Rated Load Life	Apply 1/2 Power Under 40°C ±2°C 90 Minutes on/ 30 Minutes off. Repeat for 100 hours	≤ 5.0% Resistance Shift
Moisture Resistance	MIL-PRF-55342 para 4.8.9 95% RH, 25°C - 65°C	≤ 5.0% Resistance Shift
Resistance to Soldering Heat	MIL-STD-202 Method 210 and MIL-PRF-55342 Para 4.8.8.1	≤ 5.0% Resistance Shift
Resistance to Bonding Exposure	MIL-PRF-55342 Para 4.8.8.2	≤ 5.0% Resistance Shift
Solderability	MIL-PRF-55342 Para 4.8.12	>95% Covered
High Temperature Storage	125°C ±2°C for 500 Hours	1.) ≤ 5.0% Resistance Shift 2.) No Significant Abnormality (Visual)
Thermal Shock	-65°C to +150°C 30 Minutes Dwell, 5 Cycles	1.) ≤ 5.0% Resistance Shift 2.) No Significant Abnormality (Visual)

Barry Industries reserves the right to change part number and/or process without notification.